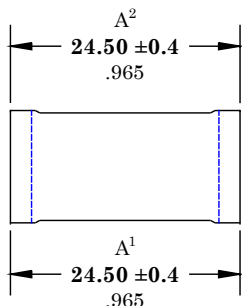


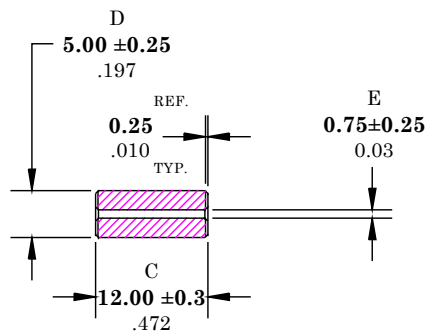
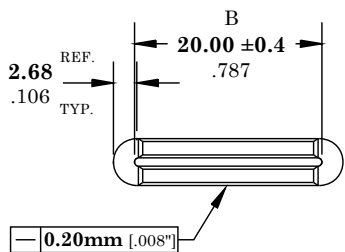
** Not all features are shown in this drawing. For more detailed information, please contact your Fair-Rite representative.

UNCONTROLLED ~CATALOG~ DRAWING

SIZE	PART NO.	REV.
B	2643173351	~



$A^1 - A^2$
0.30 Max.
 .012 Max.



DIMENSIONS
BOLD NUMBERS ARE IN MILLIMETERS
 LIGHT NUMBERS ARE IN INCHES

ELECTRICAL SPECIFICATIONS

IMPEDANCE (OHMS)	
25 MHz	100 MHz
26 Min.	57 Min.
N=1, #22 AWG, WL=1.5"	

MEASURED AT END OF SLOT

NOTES:

- 1 - BURNISH TO BREAK SHARP EDGES.
- 2 - IMPEDANCE IS MEASURED ON AN E4991A USING A 16092A TEST FIXTURE.

FR# 43

FAIR-RITE PRODUCTS CORP.				
TITLE FLAT CABLE SUPPRESSION CORE				
DRAWN BY D. FOOTE	DATE 1/30/2020	SIZE	PART NO.	REV.
CHKD BY		B	2643173351	~
APPRVD BY		SCALE	NONE	SHEET 1 of 1