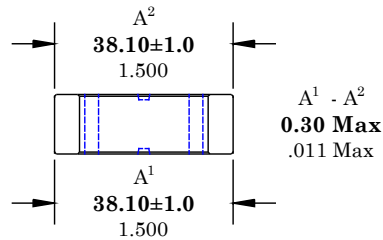


\*\* Not all features are shown in this drawing. For more detailed information, please contact your Fair-Rite representative.

UNCONTROLLED ~CATALOG~ DRAWING

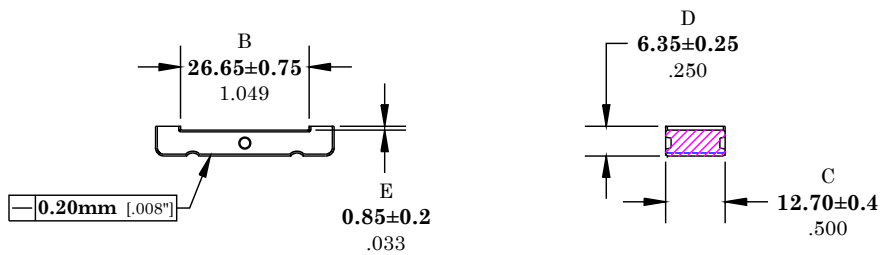
SIZE	PART NO.	REV.
B	2643171051	~



ELECTRICAL SPECIFICATIONS

IMPEDANCE (OHMS)	
25 MHz	100 MHz
40 Min.	82 Min.
N=1, #22 AWG, WL=1.5"	

MEASURED AT END OF SLOT




DIMENSIONS  
BOLD NUMBERS ARE IN MILLIMETERS  
LIGHT NUMBERS ARE IN INCHES

NOTES:

1 - IMPEDANCE MEASURED ON AN E4991A USING A 16092A TEST FIXTURE.

FR# 43

 <b>FAIR-RITE PRODUCTS CORP.</b>				
TITLE FLAT CABLE SUPPRESSION CORE				
DRAWN BY D. FOOTE	DATE 1/28/2020	SIZE	PART NO.	REV.
CHKD BY		B	2643171051	~
APPRVD BY		SCALE	NONE	SHEET 1 of 1