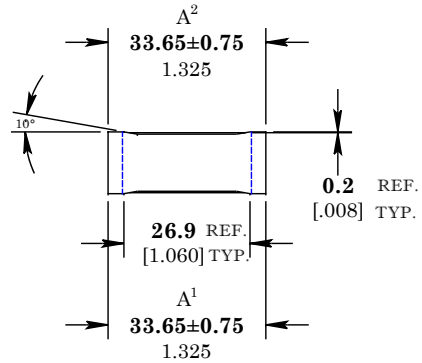


\*\* Not all features are shown in this drawing. For more detailed information, please contact your Fair-Rite representative.

UNCONTROLLED ~CATALOG~ DRAWING

SIZE	PART NO.	REV.
B	2643169351	~

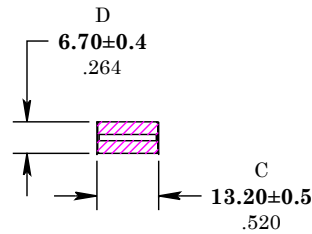
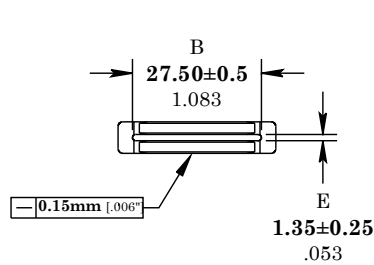


A<sup>1</sup> - A<sup>2</sup>  
**0.50 Max.**  
 .019 Max.

ELECTRICAL SPECIFICATIONS

IMPEDANCE [Ohms]	
25 MHz	100 MHz
31 Min.	78 Min.
N=1, #22 AWG, WL=1"	

MEASURE AT END OF SLOT



DIMENSIONS  
**BOLD NUMBERS ARE IN MILLIMETERS**  
 LIGHT NUMBERS ARE IN INCHES

FR# 43

<b>FAIR-RITE PRODUCTS CORP.</b>				
TITLE FULL FLAT CABLE SUPPRESSION CORE				
DRAWN BY D. FOOTE	DATE 1/27/2020	SIZE	PART NO.	REV.
CHKD BY		B	2643169351	~
APPRVD BY		SCALE	NONE	SHEET 1 of 1