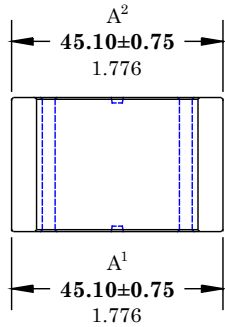


** Not all features are shown in this drawing. For more detailed information, please contact your Fair-Rite representative.

UNCONTROLLED ~CATALOG~ DRAWING

SIZE	PART NO.	REV.
B	2643166651	~



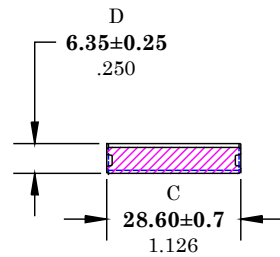
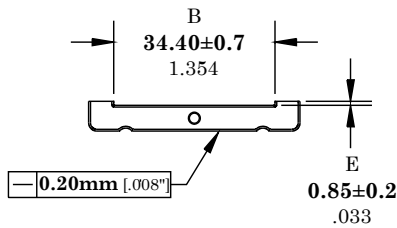
A¹-A²
0.80 Max.
 .031 Max.

ELECTRICAL SPECIFICATIONS

IMPEDANCE (OHMS)	
25 MHz	100 MHz
80 Min.	187 Min.

N=1, #22 AWG, WL=3"

MEASURED AT END OF SLOT



DIMENSIONS
BOLD NUMBERS ARE IN MILLIMETERS
 LIGHT NUMBERS ARE IN INCHES

NOTES:

1 - IMPEDANCE MEASURED ON AN E4991A USING A 16092A TEST FIXTURE.

FR# 43

FAIR-RITE PRODUCTS CORP.				
TITLE FLAT CABLE SUPPRESSION CORE				
DRAWN BY D. FOOTE	DATE 1/27/2020	SIZE	PART NO.	REV.
CHKD BY		B	2643166651	~
APPRVD BY		SCALE	NONE	SHEET 1 of 1