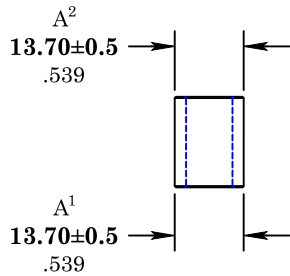


** Not all features are shown in this drawing. For more detailed information, please contact your Fair-Rite representative.

UNCONTROLLED ~CATALOG~ DRAWING

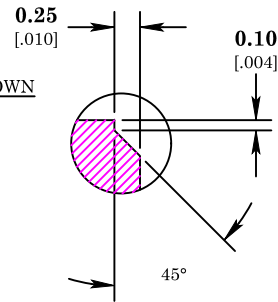
SIZE	PART NO.	REV.
B	2643180251	~



A¹ - A²
0.50 Max.
 .019 Max.

APPLY TO ALL SURFACES AS SHOWN

DETAIL No. 1

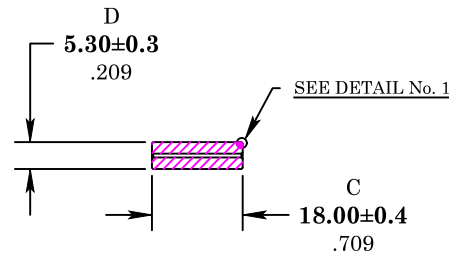
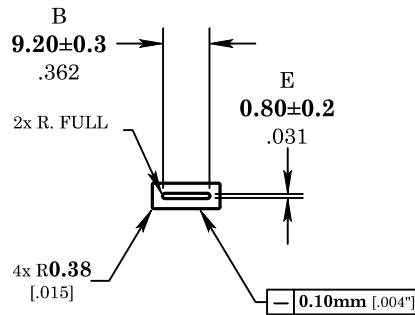


Scale: 20X

ELECTRICAL SPECIFICATIONS

IMPEDANCE (OHMS)	
25 MHz	100 MHz
62 Min.	100 Min.

N=1, #26 AWG, WL=2"
 MEASURE @ END OF SLOT



DIMENSIONS
BOLD NUMBERS ARE IN MILLIMETERS
 LIGHT NUMBERS ARE IN INCHES

NOTES:

- 1 - BURNISH TO BREAK SHARP EDGES.
- 2 - IMPEDANCE MEASURED ON AN E4991A USING A 16092A TEST FIXTURE.

FR# 43

FAIR-RITE PRODUCTS CORP.					
TITLE FLAT CABLE SUPPRESSION CORE					
DRAWN BY J.SERENCISCS	DATE 06-22-2018	SIZE B	PART NO. 2643180251	REV. ~	
CHKD BY				SCALE NONE	SHEET 1 of 1
APPRVD BY					