

# Flat Cable EMI Suppression Cores (2631164051)



Part Number: 2631164051

31 SPLIT FLAT CABLE CORE

Explanation of Part Numbers:

- Digits 1 & 2 = Product Class
- Digits 3 & 4 = Material Grade

**Flat cable suppression core can accommodate multi- conductors flat cables, in widths from 12.7 mm (0.500") up to 77 mm (3.0"). These flat cable cores are available in two ferrite material grades to reduce conducted EMI from 1 MHz to hundreds of MHz.**

Clip Part Number: 0199001401 , 0199016551

Our Expanded Cable & Suppressor Kit (part number 0199000005) contains a selection of these flat cable cores and clips.

Flat Cable Cores are available in selected sizes in the Flex Circuit & Ribbon Cable Core Kit (part number 0199000038).

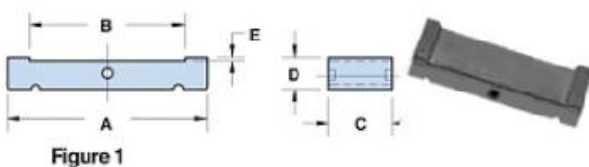
Assembly clips are available for most of the split flat cable cores. See section Flat Cable Cores Assembly clips.

[Catalog Drawing](#)  
[3D Model](#)

Weight: 60 (g)

Dim	mm	mm tol	nominal inch	inch misc.
A	76.2	±1.50	3	-
B	65.3	±1.30	2.57	-
C	28.6	±0.80	1.125	-
D	6.35	±0.25	0.25	-
E	0.85	±0.20	0.033	-

Cable Information			
Max Diameter	Max Dimension	Solid Equivalent	Flat Cable Cores
0	64.00 x 1.30	-	-
0			



**Chart Legend**

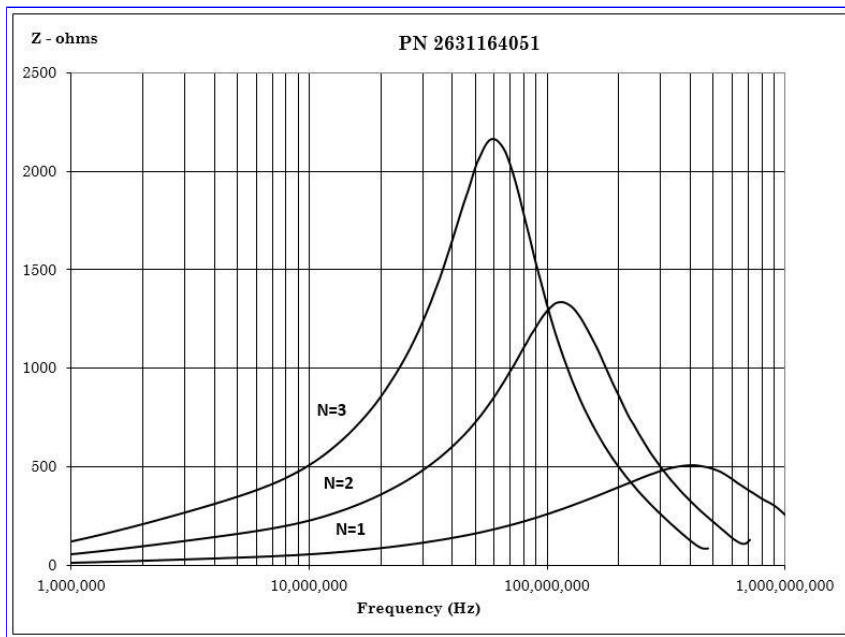
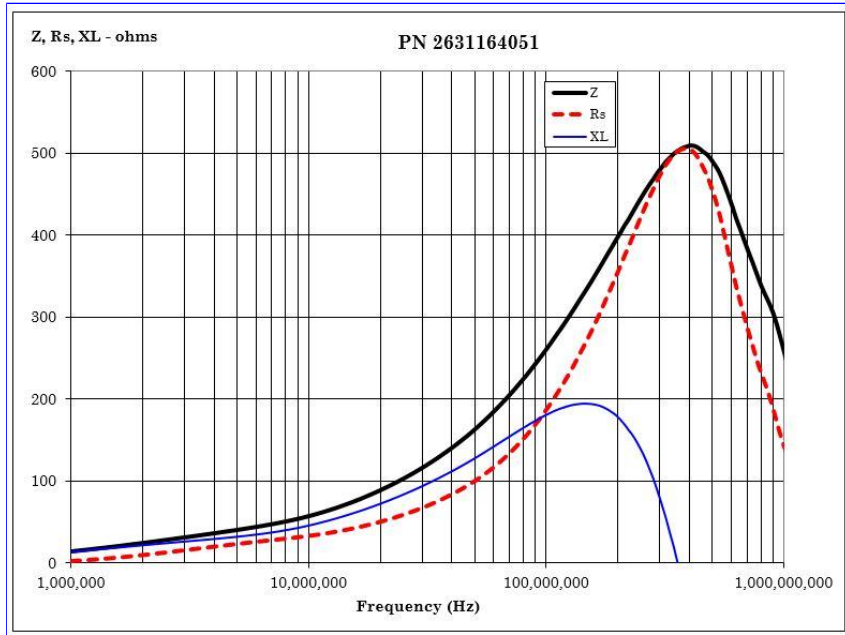
- + Test frequency
- For assembly clips see Flat Cable Cores Assembly Clips

Typical Impedance (Ω)	
1 MHz	13.9
5 MHz	40
10 MHz <sup>+</sup>	57
25 MHz <sup>+</sup>	102
100 MHz <sup>+</sup>	260
250 MHz	440

□ Flat cable suppression cores, split or single cores, are controlled for impedances only. Minimum impedance values are specified for the + marked frequencies. The minimum impedance is listed on our catalog drawing.

[Catalog Drawing](#)

Centered, single turn impedance tests for the 31 and 43 material parts are performed on the E4990A Impedance Analyzer. All tests are made with the shortest practical wire length.



[CSV Download](#)