

# Flat Cable EMI Suppression Cores (2631163851)



Part Number: 2631163851

31 FULL FLAT CABLE CORE

Explanation of Part Numbers:

- Digits 1 & 2 = Product Class
- Digits 3 & 4 = Material Grade

**Flat cable suppression core can accommodate multi- conductors flat cables, in widths from 12.7 mm (0.500) up to 77 mm (3.0). These flat cable cores are available in two ferrite material grades to reduce conducted EMI from 1 MHz to hundreds of MHz.**

Our Expanded Cable & Suppressor Kit (part number 0199000005) contains a selection of these flat cable cores and clips.

Flat Cable Cores are available in selected sizes in the Flex Circuit & Ribbon Cable Core Kit (part number 0199000038).

Assembly clips are available for most of the split flat cable cores. See section Flat Cable Cores Assembly clips.

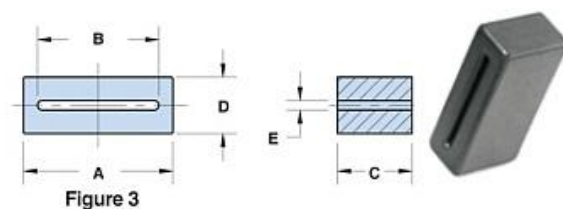
[Catalog Drawing](#)

[3D Model](#)

Weight: 51 (g)

Dim	mm	mm tol	nominal inch	inch misc.
A	38.1	±1.00	1.5	—
B	26.65	±0.75	1.05	—
C	25.4	±0.75	1	—
D	12.05	±0.40	0.475	—
E	1.9	±0.40	0.075	—

Cable Information			
Max Diameter	Max Dimension	Solid Equivalent	Flat Cable Cores
0	25.90 x 1.50	—	-



**Chart Legend**

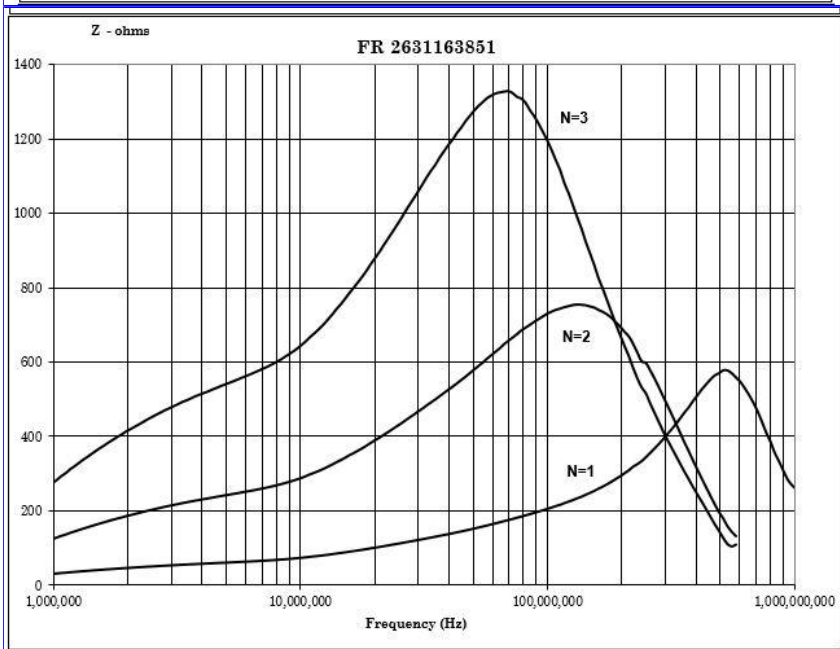
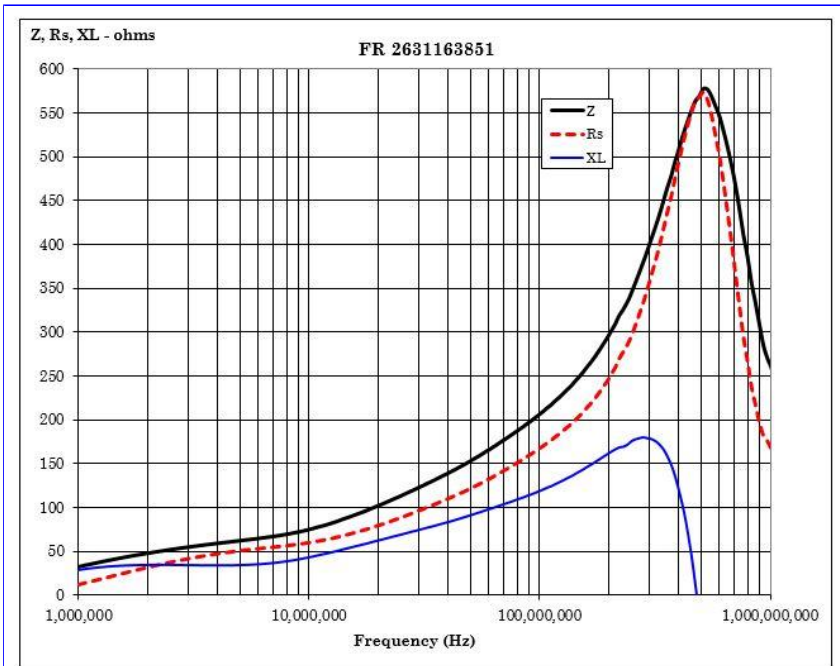
- + Test frequency
- For assembly clips see Flat Cable Cores Assembly Clips

Typical Impedance (Ω)	
1 MHz	32
5 MHz	61
10 MHz <sup>+</sup>	74
25 MHz <sup>+</sup>	112
100 MHz <sup>+</sup>	205
250 MHz	343

Flat cable suppression cores, split or single cores, are controlled for impedances only. Minimum impedance values are specified for the + marked frequencies. The minimum impedance is listed on our catalog drawing.

[Catalog Drawing](#)

Centered, single turn impedance tests for the 31 and 43 material parts are performed on the E4990A Impedance Analyzer. All tests are made with the shortest practical wire length.



[CSV Download](#)