

Wound Beads (2944666634)



Part Number: 2944666634

44 WOUND BEAD

Explanation of Part Numbers:

- Digits 1 & 2 = Product Class
- Digits 3 & 4 = Material Grade
- Last digit 1 = Bulk Packed 4 = Taped and Reeled

Six and eleven hole beads, in two NiZn materials, are available both as beads (product class 26) and wound with tinned copper wire in several winding configurations (product class 29).

Wire used for winding is oxygen free high conductivity copper with 100% matte tin plating over a nickel undercoating.

Recommended storage temperature and operating temperature is -55 °C to 125 °C

Recommended Soldering Profile

Packaging Options:

- Parts with a 1 as the last digit of the part number are supplied bulk packed. Wound beads with part numbers 29- 666631 and 29- 666651 can be supplied radially taped and reeled per IEC 60286-1 and EIA 468- B standards. For these taped and reeled wound beads the last digit of the part number is a 4. Taped and reeled wound beads are supplied 500 pieces on a 13 reel.

For any wound bead requirement not listed in here, please contact our customer service group for availability and pricing.

[Catalog Drawing](#)
[3D Model](#)

Weight: 1.4 (g)

| Dim | mm | mm tol | nominal inch | inch misc. |
|-----|------|--------|--------------|------------|
| A | 6 | ±0.25 | 0.236 | — |
| B | 0.75 | +0.15 | 0.032 | — |
| C | 10 | ±0.25 | 0.394 | — |
| D | 3.5 | Ref | 0.138 | Ref |

| Reel Information | | | | |
|------------------|-------------|------------------|-------------------|-------------------|
| Tape Width mm | Pitch mm | Parts 7" Reel | Parts 13" Reel | Parts 14" Reel |
| — | 12.7 | — | 500 | — |

| Winding Information | | | |
|---------------------|----------------|-----------------------|-----------------|
| Turns Tests | Wire Size | 1st Wire Length | 2nd Wire Length |
| 3 | 0.53 24 AWG | 38.0 ±3.0 (1.500") | — |

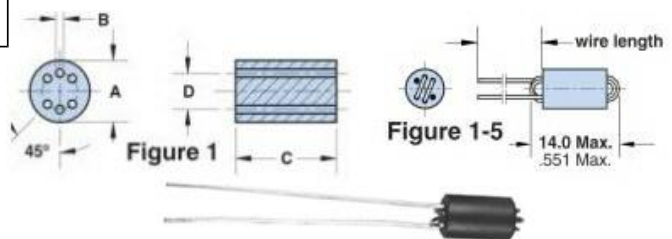
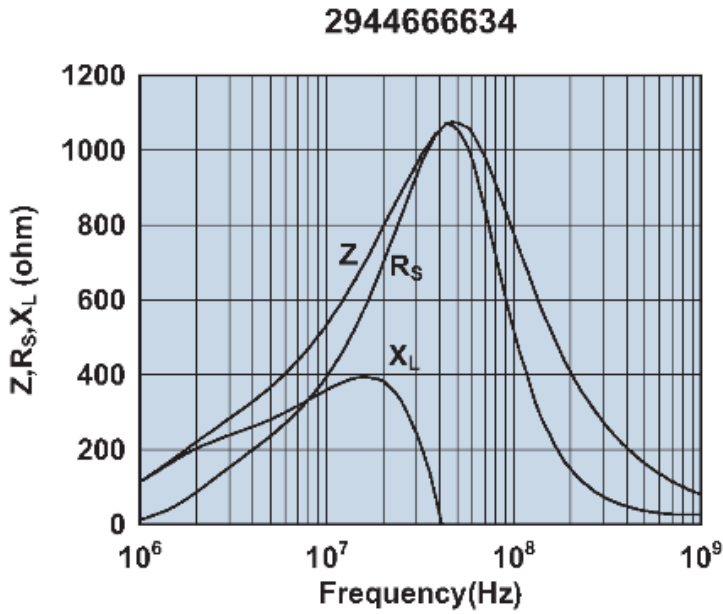


Chart Legend
+ Test frequency
• A ½ turn is defined as a single pass through a hole.

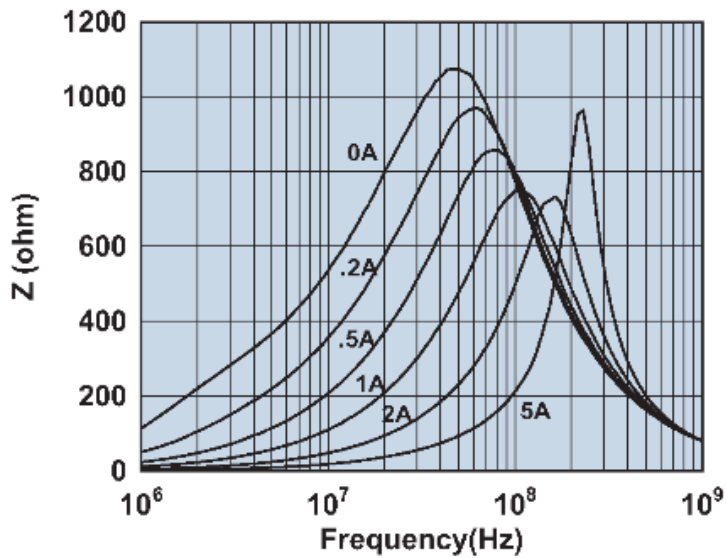
| Typical Impedance (Ω) | |
|--------------------------------|------|
| 1 MHz | 115 |
| 10 MHz ⁺ | 500 |
| 50 MHz ⁺ | 1000 |
| 100 MHz ⁺ | 690 |
| 200 MHz | 400 |

Beads are controlled for impedance limits only. Minimum impedance values are specified for the + marked frequencies.

The minimum impedance is typically the listed impedance less 20%. The 44 material beads and wound beads are tested on the 4193A Vector Impedance Meter. The 61 material parts on the 4291A RF Impedance Analyzer.



Impedance, reactance, and resistance vs. frequency.



Impedance vs. frequency with dc bias.

Fair- Rite Products Corp. • One Commercial Row, Wallkill, New York 12589-0288
888-324-7748 • 845-895-2055 • Fax: 845-895-2629 • ferrites@fair-rite.com • www.fair-rite.com