

# Wound Beads (2644777711)



Part Number: 2644777711

44 MATERIAL 11 HOLE BEAD

Explanation of Part Numbers:

- Digits 1 & 2 = Product Class
- Digits 3 & 4 = Material Grade
- Last digit 1 = Bulk Packed 4 = Taped and Reeled

**Six and eleven hole beads, in two NiZn materials, are available both as beads (product class 26) and wound with tinned copper wire in several winding configurations (product class 29).**

Wire used for winding is oxygen free high conductivity copper with 100% matte tin plating over a nickel undercoating.

Recommended storage temperature and operating temperature is -55 °C to 125 °C

[Recommended Soldering Profile](#)

Packaging Options:

- Parts with a 1 as the last digit of the part number are supplied bulk packed. Wound beads with part numbers 29– 666631 and 29– 666651 can be supplied radially taped and reeled per IEC 60286-1 and EIA 468- B standards. For these taped and reeled wound beads the last digit of the part number is a 4. Taped and reeled wound beads are supplied 500 pieces on a 13 reel.

**For any wound bead requirement not listed in here, please contact our customer service group for availability and pricing.**

[Catalog Drawing](#)  
[3D Model](#)

Weight: 3.3 (g)

Dim	mm	mm tol	nominal inch	inch misc.
A	10	±0.25	0.394	—
B	0.9	+0.15	0.038	—
C	10	±0.25	0.394	—
D	7.5	Ref	0.295	Ref

Winding Information			
Turns	Tests	Wire Size	1st Wire Length
—	—	—	—

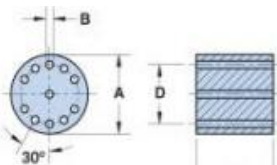


Figure 2

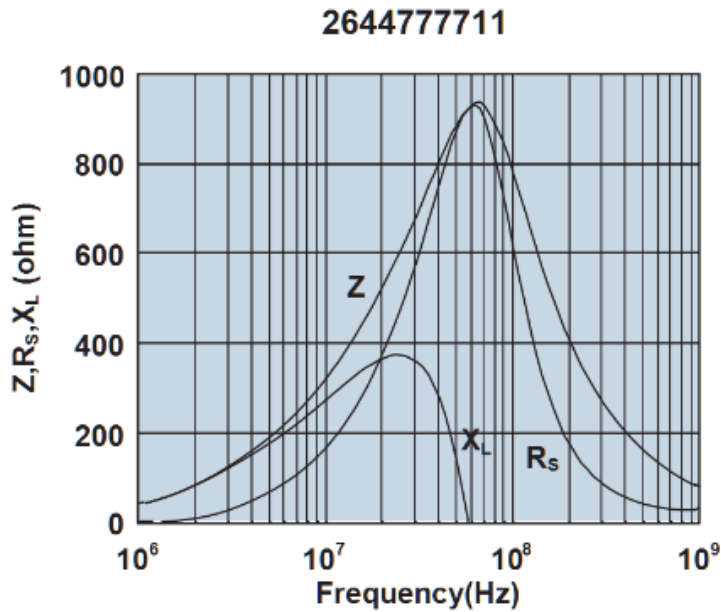
**Chart Legend**

- + Test frequency
- A ½ turn is defined as a single pass through a hole.

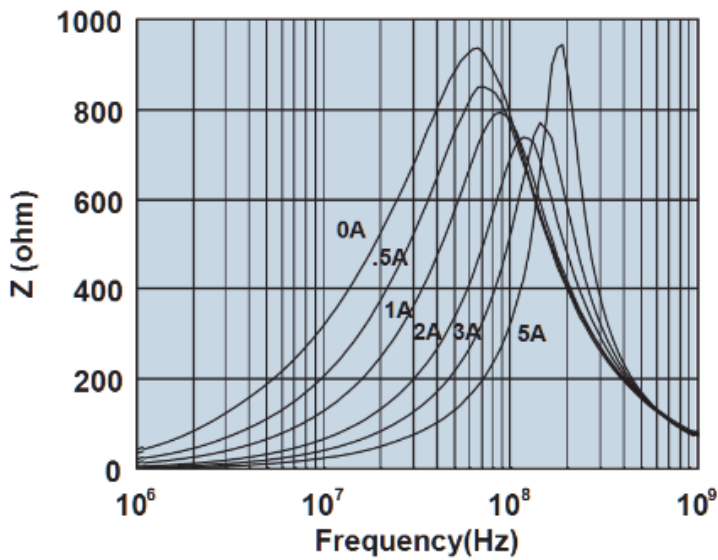
Typical Impedance (Ω)	
10 MHz <sup>+</sup>	375
50 MHz <sup>+</sup>	905
100 MHz <sup>+</sup>	500
200 MHz <sup>+</sup>	—

Beads are controlled for impedance limits only. Minimum impedance values are specified for the + marked frequencies. The minimum impedance is typically the listed impedance less 20%.

The 44 material beads and wound beads are tested on the 4193A Vector Impedance Meter. The 61 material parts on the 4291A RF Impedance Analyzer.



Impedance, reactance, and resistance vs. frequency.



Impedance vs. frequency with dc bias.